



S&P USA

Qty:	1
Tag:	
Project:	HRSD

HRSD36-5-C

Propeller Roof Ventilator-Direct Drive Hooded Supply

STANDARD FEATURES:

Statically and Dynamically Balanced Aluminum Propeller • 2 Year Fan and 1 Year Motor Warranty • Motors Rated for Continuous Duty • Removable Panel for easy Damper Access • Low Profile • Integral Deep Spun Inlet • All Welded Support Structure • Hinged Hood for easy Access • Heavy Gauge Welded Galvanized Construction •

Performance

Fan RPM	Flow (CFM)	SP (in W.G.)	Power (HP)	SE	TE	FPM (TS)	FPM (OV)
1160	24233	0	5.659	0%	16%	10933	1978

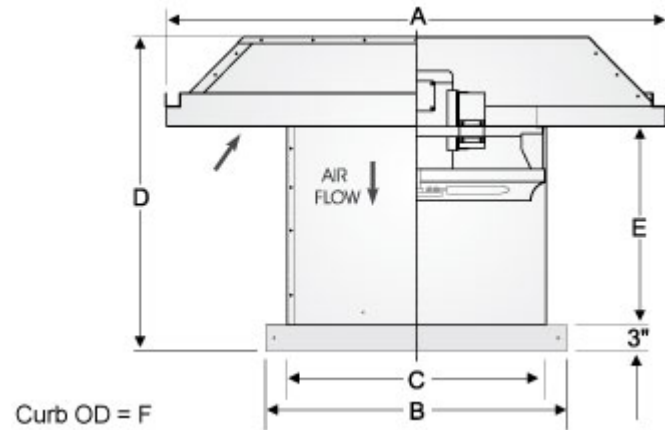
Altitude (Feet): n/a Temperature (Fahrenheit): n/a Density (Lb/Ft3): .075

Motor Information: (Wired for 460V)

HP	RPM	Volts/PH/Hz	Enclosure	Efficiency	Mounted
5	1140	208V-230V/460V /3PH/60HZ	TOTALLY ENCLOSED FAN COOLED	89.5%	YES

DBA	SONE
84.1	49

Submittal Notes:



Dimensions (Inches)

A	78	B	47	C	42	D	34	E	23
F	45.25	G		H		I		J	
K		L		M		N		O	
P		Q		R		S		T	
U		V		W		X		Y	

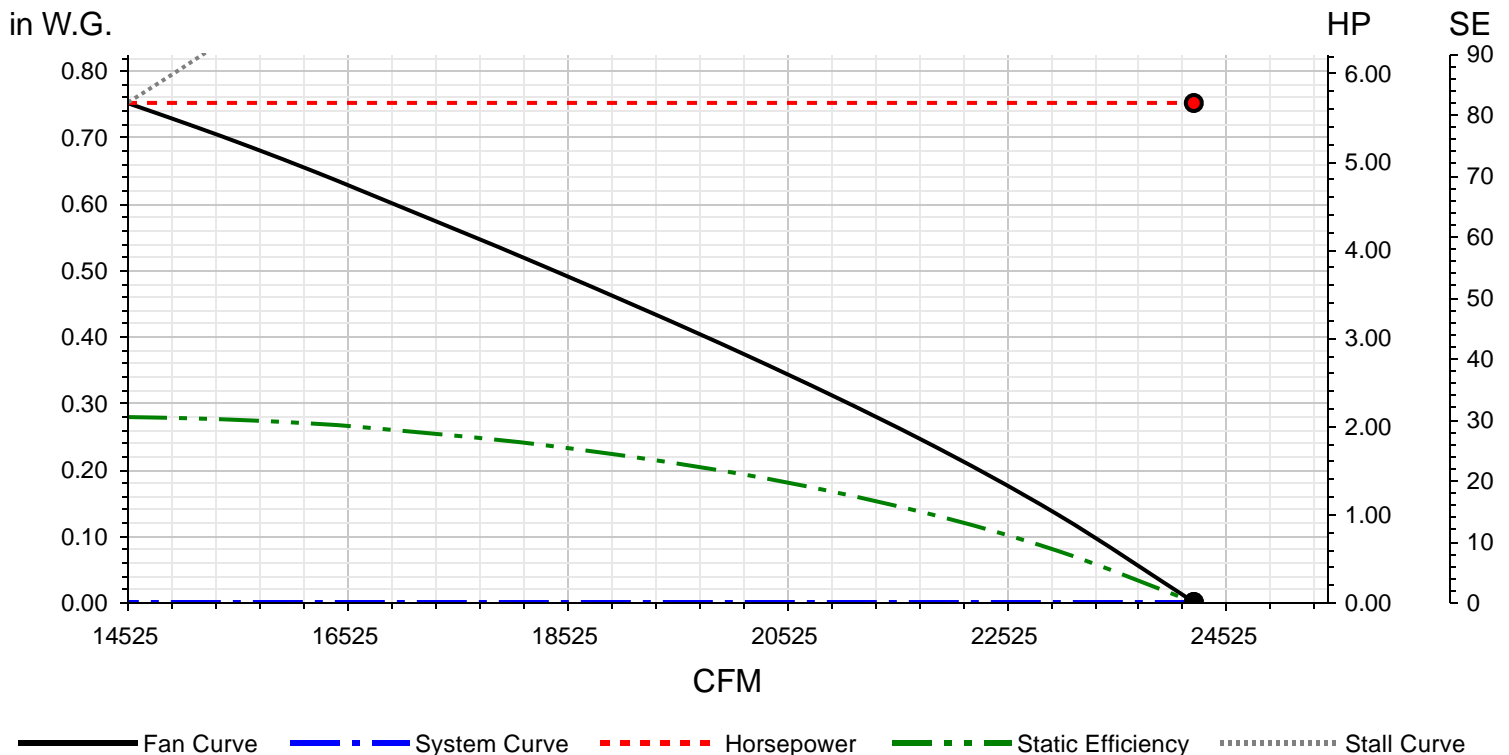
Note: Accessories may effect dimensions shown.

Avg. Shipping Weight (Lbs)*: 700

*Includes fan, motor, and packaging.

Accessories:

36" EXT ALUM BLD ASSY 5HP 1140 RPM 1-3/8" • 38 X 38 FRONT FLANGE DAMPER SUPPLY • SUPPLY COUNTERWEIGHT KIT 34" THRU 42" • 45-1/4" SQ GALV RF CURB 12" HIGH W.D.T. • MOTOR SAFETY CHAIN •



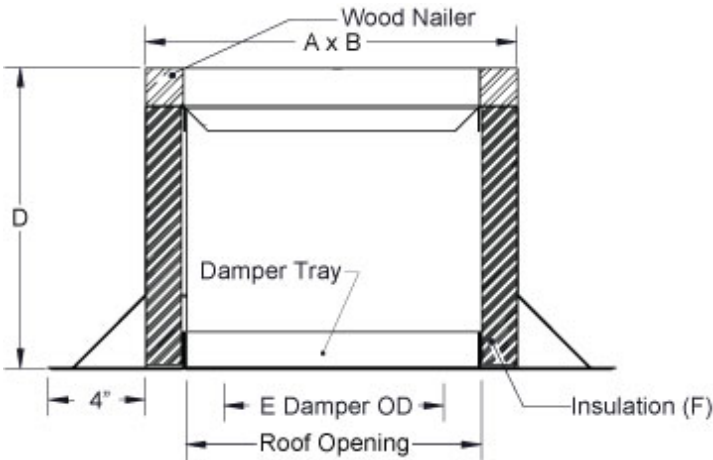


CURB TYPE: GRF

Model Description: GALVANIZED ROOF CURB

STANDARD FEATURES:

GALVANIZED STEEL CONSTRUCTION • CONTINUOUSLY WELDED CORNERS •



OPTIONS: (as noted below*)

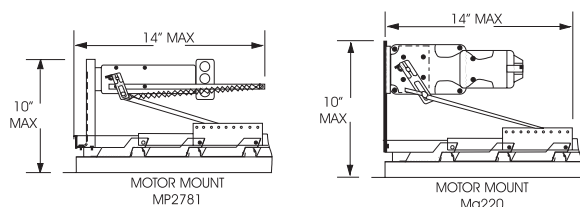
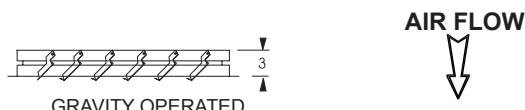
1	DAMPER SHELF
---	--------------

Dimensions(Inches)

Tag	Qty	Description	Material Gauge	A	B	C	D (ht)	Damper OD (E)	Roof Opening	Options*	Rise/Run	Insulation (F)	Raised Cant
	1	GRF 45.25	18	45.25	45.25	1.5	12	40.5 X 40.5	42 X 42	1	n/a	1.5	n/a

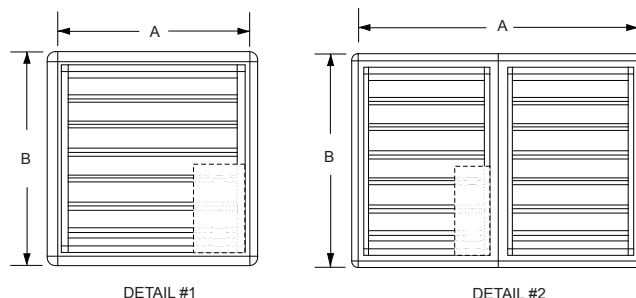
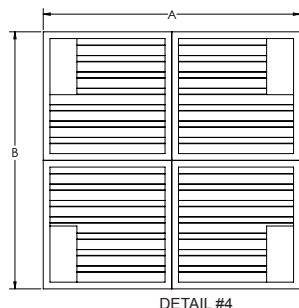


BACKDRAFT DAMPERS FOR ROOF MOUNTED SUPPLY FANS



NOTE

Counter balance weight kits are required on all supply dampers (gravity or motor operated).



PLAN VIEW (TOP)

STANDARD SPECIFICATIONS:

Maximum Face Velocity: 3000 fpm.

Temperature limits: -40°F to 200°F (-40°C to 94°C)

Minimum Size: 8 x 8

Size: Single section: 42 x 64 Max W/H

Multiple section assembly - Unlimited size.

Frame: 20 gauge galvanized steel.

Blades: .025 thick aluminum.

HD 28 gauge galvanized steel.

Seals: Extruded vinyl mechanically locked into blades.

Axles: Stainless Steel.

Linkage: Stainless steel pins, galvanized steel tie bar.

Finish: Mill.

NOTES:

(1) Do not mount fan less than 12 inches from the shutter.

(2) Motors available in 24V, 120V, 240V & 440V.

(3) Dampers shipped in individual cartons.

(4) Motors and spring kits ship separately.

(5) Center-pivoted dampers must be used on reversible fans.

(6) Multiple section assemblies may require bracing support the weight of the assembly and to hold against system pressure. **BRACING SUPPLIED BY OTHERS.**

(7) Multiple section dampers are factory joined (except 72" and larger).

CAUTION: Motor kits are not suitable for use in explosive or flammable areas or airflows.

FAN SIZE	CENTRIFUGAL ROOF FANS				PROP ROOF FANS		ARS A Sq	MOTOR TYPE		PANELS (DETAIL)
	LSF, CSF & KSF		RCXII		HRSB, HRSBF, HRSD, HRSDF			TYPE	QTY	
	A Sq SIZE	B Sq OD FLANGE	A Sq SIZE	B Sq OD FLANGE	A Sq SIZE	B Sq OD FLANGE				
6 or 8	-	-	8	10-1/2	-	-	-	MP2781	1	1
9	16	18-1/2	-	-	-	-	-	MP2781	1	1
10	20	22-1/2	8	10-1/2	-	-	14	MP2781	1	1
12	20	22-1/2	15	17-1/2	-	-	18	MP2781	1	1
15	24	26-1/2	15	17-1/2	-	-	-	MP2781	1	1
16	-	-	-	-	-	-	22	MP2781	1	1
18	27	29-1/2	21	23-1/2	-	-	-	MP2781	1	1
20	42	44-1/2	21	23-1/2	-	-	26	MP2781	1	1
24/26	-	-	27	29-1/2	26	28-1/2	-	MP2781	1	1
30/33	-	-	34	36-1/2	32	34-1/2	-	MP2781	1	1
36	-	-	34	36-1/2	38	40-1/2	-	MP2781	1	1
42	-	-	-	-	44	46-1/2	-	MA220	1	2
48	-	-	-	-	50	52-1/2	-	MA220	1	2
54	-	-	-	-	56	58-1/2	-	MA220	1	2
60	-	-	-	-	62	65-1/2	-	MA220	1	2
72	-	-	-	-	76	78-1/2	-	MP220	4	4

Heavy Duty Dampers required on all units with 7 1/2HP motors and above.

ACCESSORY ITEMS	1	2	3	4	5	ACCESSORY ITEMS	1	2	3	4	5
<input type="checkbox"/>						<input type="checkbox"/>					
<input type="checkbox"/>						<input type="checkbox"/>					
<input type="checkbox"/>						<input type="checkbox"/>					
<input type="checkbox"/>						<input type="checkbox"/>					

Project: _____ Submitted: _____
 Customer: _____ Approved: _____
 Location: _____

Subject to change unless approved in submittal by Soler & Palau

DMPR_RoofSup_Submittal_0414