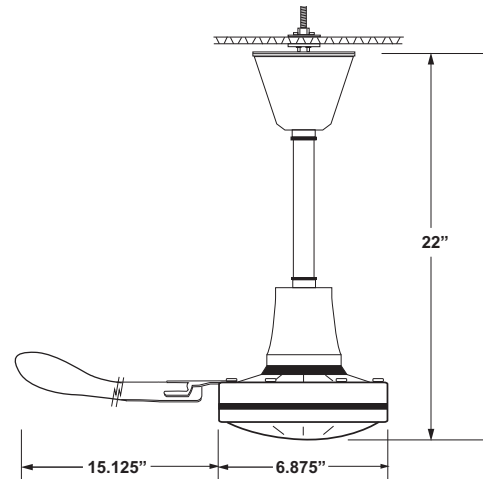
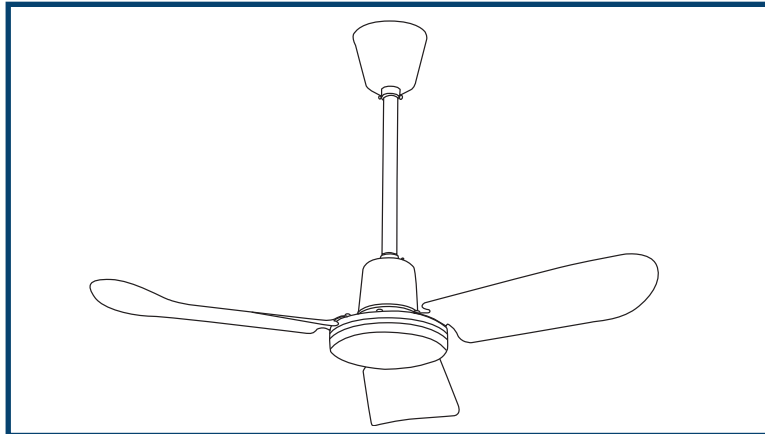


CP - COMMERCIAL CEILING FANS

MODEL: CP48

ENERGY SAVINGS • COST EFFECTIVE • EFFICIENT



Features

- Ideally suited for circulating air in Industrial and Commercial Applications.
- Canarm's "CP" Fans help save energy year round.
- 48" blade sweep
- Variable speed motor (all motors are impedance protected, PSC type variable speed with permanently lubricated ball bearing motors).
- When used with our MC series speed controls the speed range is infinite.
- Painted steel blades with curved ends deliver maximum airflow over wide areas.
- All models are reversible.
- Reversible motor provides both winter destratification and summer time cooling.

Performance Data & Specifications

Ratings

Model Number	Color	Airflow	Fan Size	Max RPM	Air Velocity 5' from fan	Air Delivery @ floor	Amps High	Watts High	Downrod Length	Shipping Weight (Lbs.)
CP48	White	Up/Downdraft	48"	320	700 ft/min	13,000 cfm	0.80	86	16'	16.00



CEILING FAN SPEED CONTROLS

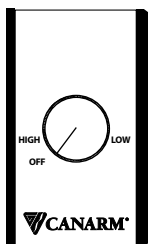
MODELS: "MC" CONTROL & "FRMC5" CONTROL

"MC" CONTROL

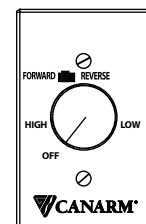
- Available in 4 models: 3 amp, 5 amp, 10 amp and 15 amp.
- The MC15 can operate up to 12 fans on a single control.
- Infinite speed adjustment
- Minimum speed adjustment screw.
- Designed to fit a standard 3" x 5" electrical box.
- Mount in a dry location such as the control room.

"FRMC5" CONTROL

- A slide switch is provided to change the direction of the fan from updraft to downdraft.
- 5 amp rating for all reversible models.
- Up to 4 fans can operate on a single control.
- Infinite speed adjustment.
- Minimum speed adjustment screw.
- Designed to fit a standard 3" x 5" electrical box.
- Mount in a dry location such as the control room.



Model Number	Max # of Fans/control	Variable Speed Operation	Power Supply	Ampere Rating
MC-3	2	Manual	120V/1/60HZ	2.5
MC-5	4			5.0
MC-10	8			10.0
MC-15	12			15.0
FRMC5	4	Manual c/w Forward/Reverse Switch		5.0



Subject to change without notice. 07/12